

## Learning Circle Group:

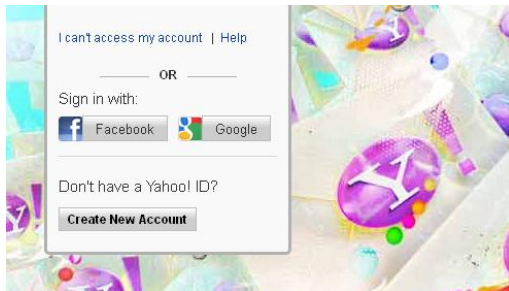
<http://groups.yahoo.com/group/learningcirclecrec/>

A group has been set up. Please click the link above and join the group by logging in to your yahoo account.

By joining the group you will have admin rights, so you will be able to post documents, photos as well as dates to the calendar.

## How to join the group?

Click the link above and login using your yahoo account, google account or facebook account. If you haven't got any of those please [create a Yahoo account](#)



You will be asked a few details (see below)

---

Name	<input type="text" value="First Name"/>	<input type="text" value="Last Name"/>
Gender	- Select One -	
Birthday	- Select Month -	<input type="text" value="Day"/> <input type="text" value="Year"/>
Country	United Kingdom	
Postal Code	<input type="text"/>	

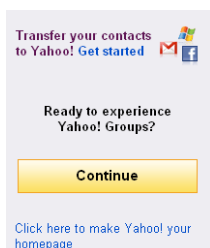
**Select an ID and password**

Yahoo! ID and Email	<input type="text"/>	@ yahoo.com	<input type="button" value="Check"/>
Password	<input type="text"/>	Password Strength	<input type="checkbox"/> <input type="checkbox"/> <input type="checkbox"/>
Re-type Password	<input type="text"/>		

**In case you forget your ID or password...**

Alternate Email (optional)	<input type="text"/>
Secret Question 1	- Select One -
Your Answer	<input type="text"/>
Secret Question 2	- Select One -
Your Answer	<input type="text"/>

After completing your registration, click 'continue'



If you want to use your work or your personal email address to receive the Learning Circle notifications, please click the blue link (Add new email address).

### Email Address

This email address will be used for group messages.

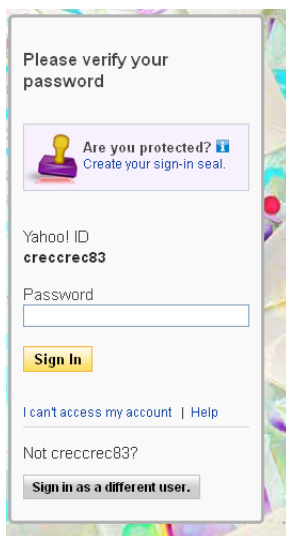
**creccrec83@yahoo.com** ([Add new email address](#))

The following email addresses from Account Info are not available for this membership:

marketing@crec.co.uk ([Verify](#))

If you want to use one of the unverified email addresses, please click on the "Verify" links. Verification e

And you will be asked to login using the account details you just created.



Sign in and click 'add another'

### Manage your email addresses

These are the email addresses that Yahoo! uses to communicate with you.

Set As Primary	Email addresses	Status
<input checked="" type="radio"/>	creccrec83@yahoo.com	
<input type="radio"/>	marketing@crec.co.uk	Unverified - <a href="#">Verify Now</a>

[Add Another](#)

Type your email address you want the Learning Circle notifications to go to (e.g. your work email address) and click 'Save'

creccrec83@yahoo.com

marketing@crec.co.uk Unverified - [Verify Now](#)

[Add Another](#)

---

**Mobile Numbers**

we will not use your mobile number for marketing unless you have given permission

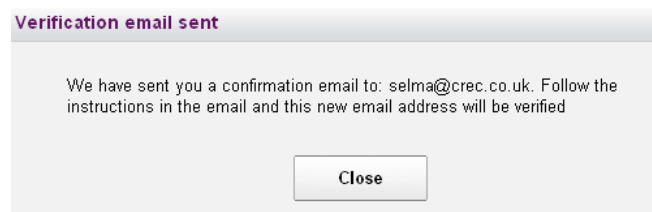
Mobile Numbers	Status
- none -	

[Add another](#)

---

[Save](#)

You will get this message:



You will receive an email from yahoo asking you to verify your email address. Click the link.

### Verify this email address

You recently added a new email address to your Yahoo! account, or initiated verification of an existing email address. To verify that you own this email address, simply click on the link below.

Your email address was added to the Yahoo! ID: se\*\*\*\*\*. If this Yahoo! ID does not belong to you, or you did not recently add your email address to this Yahoo! ID, you may permanently stop receiving messages for this Yahoo! ID at this email address. [Please let us know.](#)

Verifying your email address ensures that you can securely retrieve your account information if your password is lost or stolen. You must verify your email address before you can use it on Yahoo! services that require an email address.

For your security, please keep your email address information up-to-date. If this information changes, you can always update it by signing in to your Yahoo! account and changing it from the "My Account" area.

[Verify "s.manjee@crec.co.uk"](#)

And you will get this message. Click 'Continue'.



**Thanks ! Your email address is now verified.**

You have successfully added an email address to your Yahoo! account.

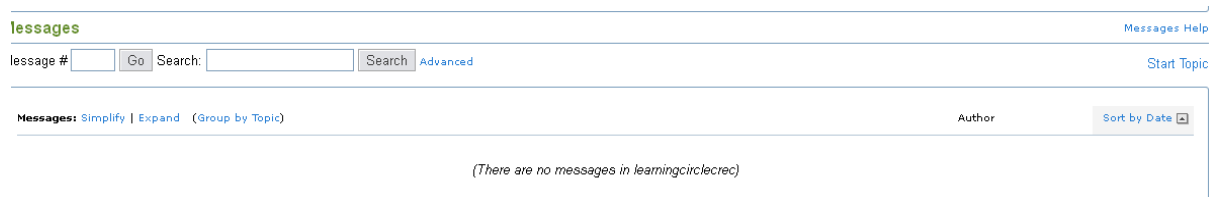
Ready to move on?

Continue

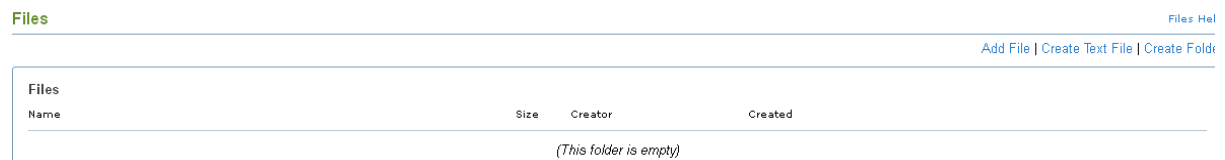
### How to post a message?

I will add everyone's email addresses to the list, so you can send 'internal' emails and reminders to all the members of the learning circle easily.

Start a message is simple; just click 'start topic'.



Adding a file is simple; just click 'add file'.



Good luck! If you need help please email me [s.manjee@crec.co.uk](mailto:s.manjee@crec.co.uk)

